

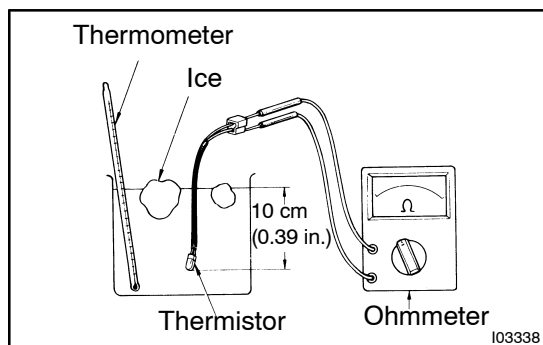
INSPECTION

1. INSPECT BLOWER MOTOR OPERATION

Connect the positive (+) lead from the battery to terminal 1 and the negative (-) lead to terminal 2, then check that the motor rotates smoothly.

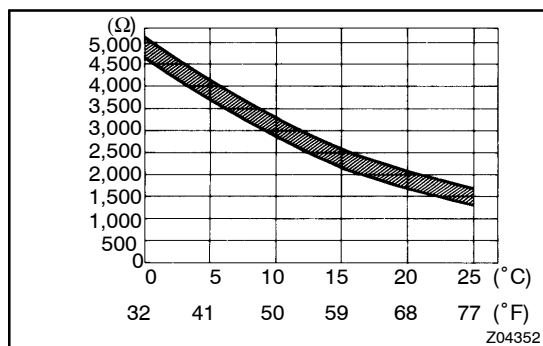
If operation is not as specified, replace the blower motor.

If operation is as specified, check wire harness.



2. INSPECT THERMISTOR RESISTANCE

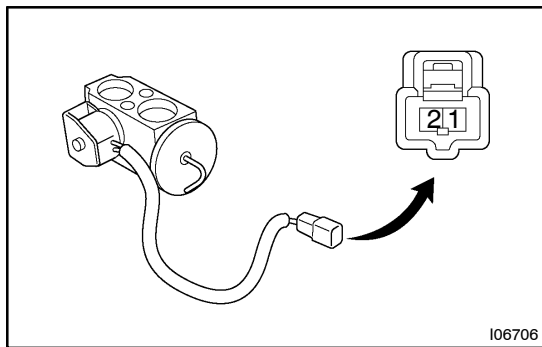
(a) Place the thermistor in cold water, and while changing the temperature of water, measure resistance at the connector and at the same time, measure temperature of water with a thermometer.



(b) Compare the 2 readings on the chart.

If resistance value is not as specified, replace the thermistor.

If resistance value is as specified, check the wire harness.



3. INSPECT MAGNETIC VALVE OPERATION

Check the air passage through the valve with and without the battery positive voltage applied between terminals as shown in the chart.

Condition	Air passage
Apply B+ between terminals	Free passage
Not apply B+ between terminals	No passage

If operation is not as specified, replace the magnetic valve with expansion valve.

If operation is as specified, check the wire harness.

4. INSPECT EVAPORATOR

(a) Check the evaporator fins for blockage.

If the fins are clogged, clean them with compressed air.

NOTICE:

Never use water to clean the evaporator.

(b) Check the fitting for cracks or scratches.

If necessary repair or replace.